



**CPR Tampa**  
**BLS - ACLS - PALS**  
Register Online or Call 727-240-9404

**American Heart Association**  
**Training Site**  
Tarpon Springs Location



## **ACLS Pre-Course Instructions (Required!)**

This document provides instructions for how to prepare for your ACLS course, and how to access the REQUIRED PRE-COURSE WORK COURSE THAT MUST BE COMPLETED PRIOR TO CLASS.

### **IMPORTANT:**

If you show up to your class without the pre-course work completion certificate, you will be asked to reschedule and will not be able to attend the class.

### **Address for Class:**

CPR Tampa  
39336 US Highway 19 North  
Tarpon Springs, FL 34689

### **Arrive on Time:**

Please plan to arrive on time because it will be difficult for late students to catch up once we begin the class. Students are expected to attend and participate in the entire course. If you arrive later than 15 minutes after class start time you will be asked to reschedule.

### **You Must:**

**Complete and Print** your required **Pre-course work certificate** for course **25-1641** on the American Heart Association eLearning platform.

## **How to Create an Account with the AHA, Access, and Complete Your Required Precourse Work:**

### **Step #1**

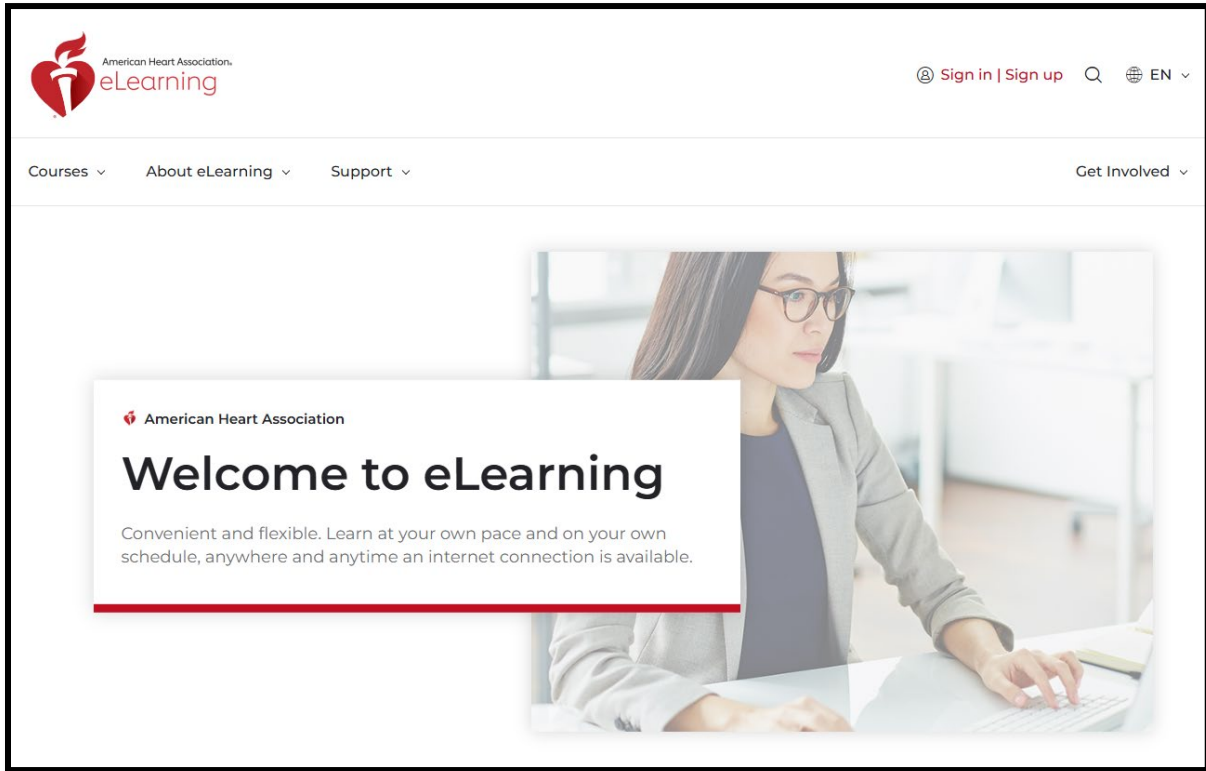
Create an eLearning account with the AHA. Go to <https://elearning.heart.org>  
If you already have an AHA account, then login. If you **DO NOT** have an AHA account, click on the top right where it says, "Sign up". Then "Create and Account" as a New User, and Sign In.

**\*SAVE YOUR ACCOUNT LOGIN INFORMATION!**



**CPR Tampa**  
**BLS - ACLS - PALS**  
Register Online or Call 727-240-9404

**American Heart Association**  
**Training Site**  
Tarpon Springs Location

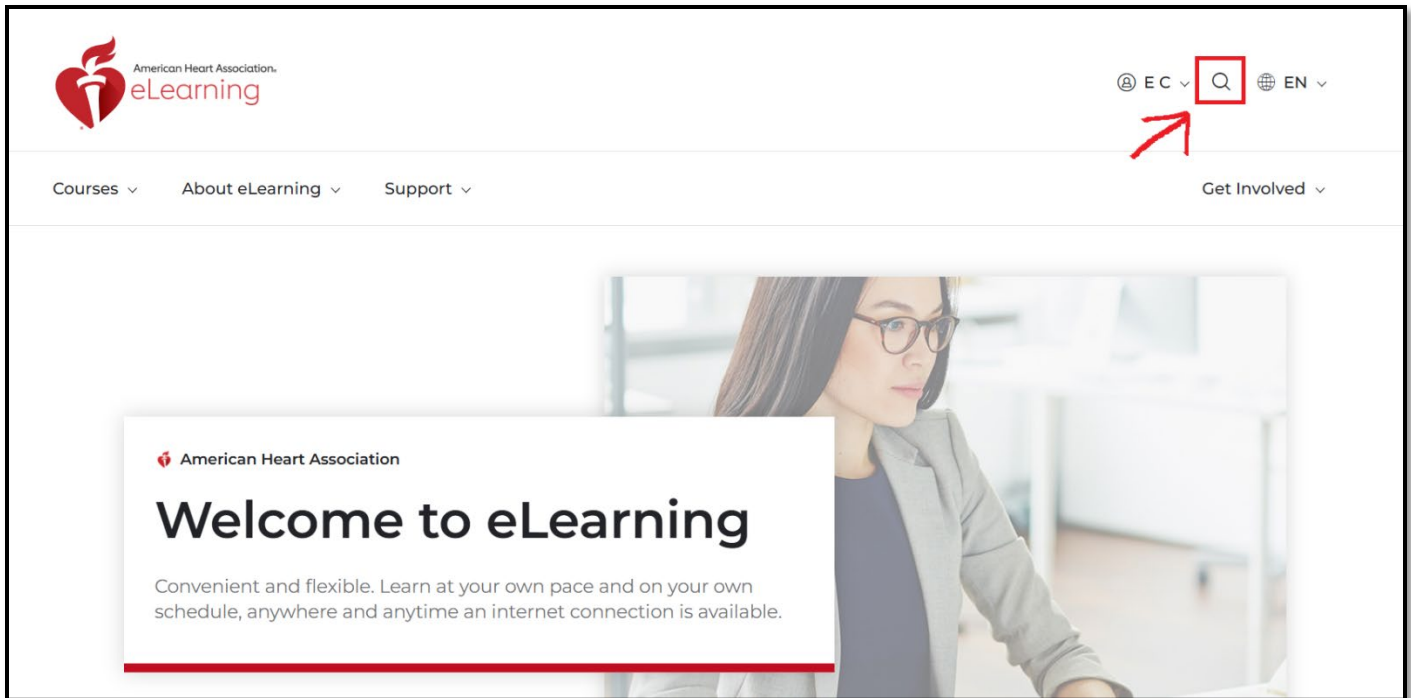


## **Step #2**

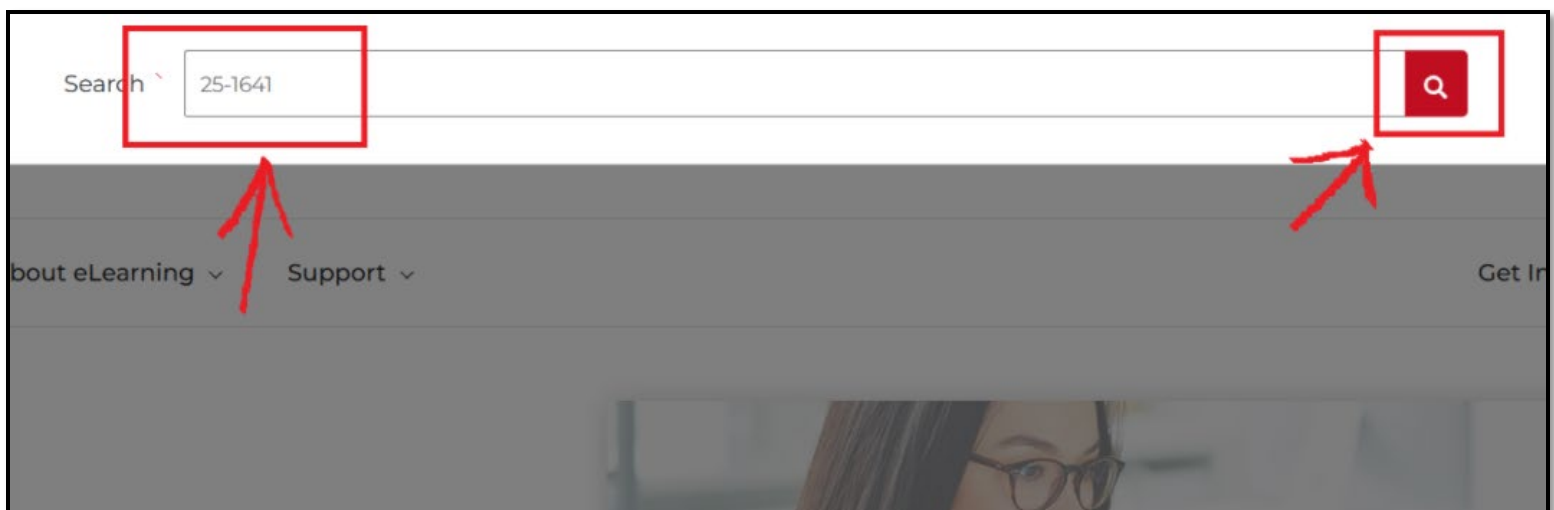
You should see your name in the upper right-hand corner of the screen confirming you are logged in.

Using the search icon to the right of your name at the very top right of the page, enter course code **25-1641**. You must have the hyphen, or it will not bring up the correct course. Follow the images below.

**Locate the search icon first shown in the image below and click.**



**Next, enter the course code 25-1641 and then click the red search icon at the far right of the box.**






**CPR Tampa**  
**BLS - ACLS - PALS**  
Register Online or Call 727-240-9404

**American Heart Association  
Training Site**  
Tarpon Springs Location



**You should now see the ACLS Precourse Self-Assessment and Precourse Work Course Code 25-1641 as appears in the image below. After confirming you have the correct course, click the RED LAUNCH THIS COURSE button.**



Q EN

Courses>About eLearningSupportGet Involved

**Search result for : 25-1641 ( 1 results found )**

**ACLS Precourse Self-Assessment and Video Prework**

Launch this course

The Advanced Cardiovascular Life Support (ACLS) Precourse Self-Assessment and Video Prework involves a student reviewing course content through online videos before entering the classroom. The video lessons cover multiple medical subjects and each lesson includes questions to engage the student. The ACLS Video Prework allows more classroom time for hands-on skills training and leads to the student being better prepared to participate as soon as they enter the classroom. Each student must also complete the Precourse Self-Assessment and achieve a score of at least 70% before taking the ACLS Course. The student must print their completion certificate upon successful completion and bring it with them to class.

Course DetailsCE credits offered






### Step #3

After you launch the course, this is the screen you will see next. Click **START** to begin the precourse work. Please note, you can save and return to complete the course at any time. You do NOT have to complete this in one session. You must save your login information to access your course again.

**There are additional instructions about this and the 3 Topic modules that must be completed below.**

You must complete all 3 topic modules of the course including the survey after the course in order to print your completion certificate required for class.

## Topics

Name	Action
 Advanced Cardiovascular Life Support Video Prework Not Started	<a href="#">Start</a>
 ACLS Precourse Self-Assessment Not Started	<a href="#">Start</a>
 Survey Not Started	<a href="#">Complete Survey</a>



**CPR Tampa**  
**BLS - ACLS - PALS**  
Register Online or Call 727-240-9404

**American Heart Association**  
**Training Site**  
Tarpon Springs Location



#### **Step #4**

Print the Precourse Work Completion certificate and bring it with you to class. Please see the example image below of what your completion certificate will look like. **YOU MUST** have your Precourse Work Completion Certificate to Attend Class or you will be asked to reschedule.



**If you do not have a printer,** you can do one of the following:

- 1) Print out your completion certificate and bring it with you to class.
- 2) Email the PDF completion certificate to our office prior to class.
- 3) Have your AHA login information with you on the day of class so that you can login to your account and show the instructor the certificate and email it to our office.



**CPR Tampa**  
**BLS - ACLS - PALS**  
Register Online or Call 727-240-9404

**American Heart Association**  
**Training Site**  
Tarpon Springs Location



## **Step #5**

### **Study your ACLS provider book.**

Review and understand the information in your ACLS Provider Manual.

Please review all the sections throughout the manual.

Pay particular attention to the following sections below listed in the table of contents:

- Systematic Approach: BLS Assessment
- Primary and Secondary Assessments
- Acute Coronary Syndromes
- Acute Stroke
- Bradycardia
- Tachycardia: Stable and Unstable
- Respiratory Arrest
- Cardiac Arrest: VF/pVT
- Cardiac Arrest: PEA and Asystole
- Post-Cardiac Arrest Care

Throughout the ACLS provider manual there are **treatment algorithms**. There is **one for each specific condition/emergency**. Become familiar with **all** the treatment algorithms throughout the ACLS Provider Manual.

You will be expected to **recognize cardiac rhythms and understand ACLS pharmacology**. **These topics are not taught in this course.**

If you have questions before the course, please call us at **727-240-9404**. You can also email us anytime at **info@CPRTampaFL.com**. We look forward to providing you with a fun and stress free ACLS course!