



CPR Tampa
BLS - ACLS - PALS
Register Online or Call 727-240-9404

American Heart Association
Training Site
Tarpon Springs Location



ACLS Precourse Instructions (Required!)

This document provides instructions on how to prepare for your ACLS course, and how to access the REQUIRED PRECOURSE TEST THAT MUST BE COMPLETED PRIOR TO CLASS.

Address for Class:

CPR Tampa
39336 US Highway 19 North
Tarpon Springs, FL 34689

Arrive on Time:

Please plan to arrive on time because it will be difficult for late students to catch up once we start. Students are expected to attend and participate in the entire course. If you arrive later than 15 minutes after class start time you will be asked to reschedule.

How to Prepare:

- Review and understand the information in your ACLS Provider Manual. Please review all of the sections throughout the manual.
- Pay particular attention to the following sections below listed in the table of contents:
 - Systematic Approach: BLS Assessment, Primary and Secondary Assessments
 - Acute Coronary Syndromes
 - Acute Stroke
 - Bradycardia
 - Tachycardia: Stable and Unstable
 - Respiratory Arrest
 - Cardiac Arrest: VF/pVT
 - Cardiac Arrest: PEA and Asystole
 - Post-Cardiac Arrest Care
- Throughout the ACLS provider manual there are **treatment algorithms**. There is **one for each specific condition/emergency**. Become familiar with all the treatment algorithms throughout the ACLS Provider Manual.
- You will be expected to recognize cardiac rhythms and understand ACLS pharmacology. These topics are not taught in this course.



CPR Tampa
BLS - ACLS - PALS
Register Online or Call 727-240-9404

American Heart Association
Training Site
Tarpon Springs Location



You Must:

1. **Complete and Print** your required Precourse Self-Assessment.
2. Score a **70% or higher** on your Precourse Self-Assessment in order to attend class.

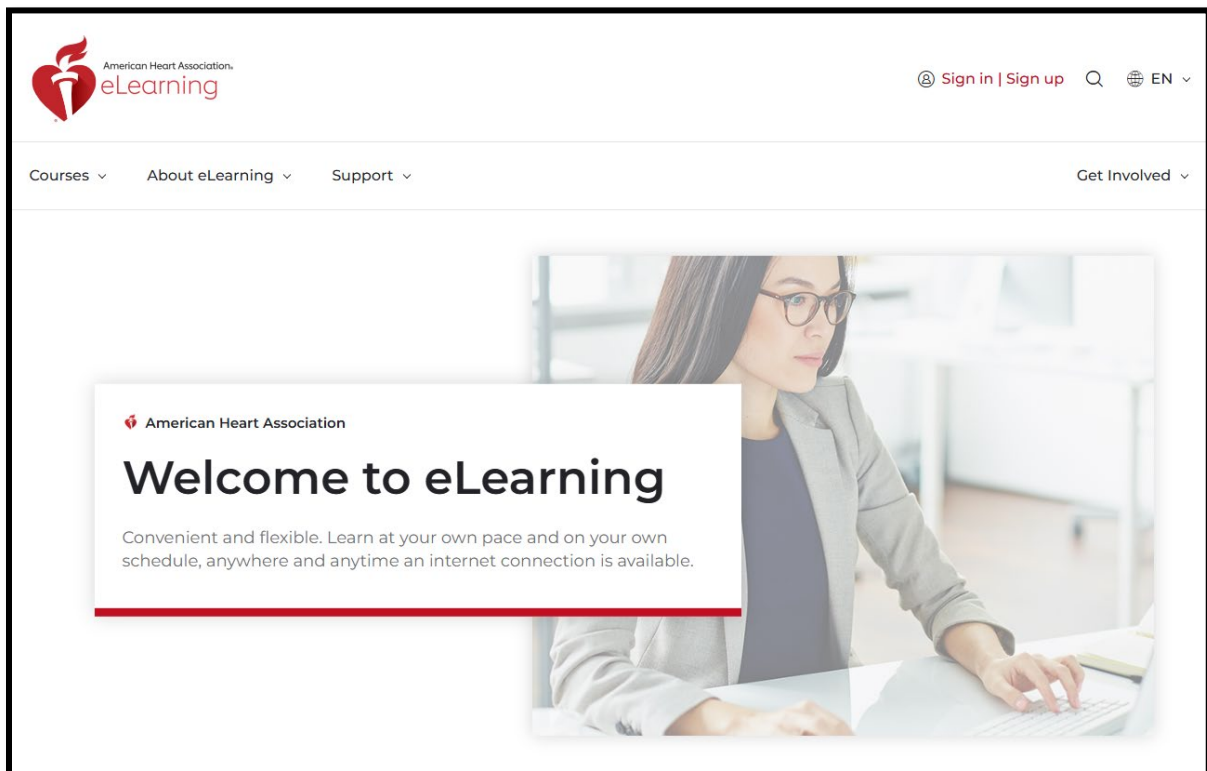
How to Create an Account with the AHA, Access, and Complete Your Required Precourse Self-Assessment

Step #1

Create an eLearning account with the AHA. Go to <https://elearning.heart.org>

If you already have an AHA account then login. If you **DO NOT** have an AHA account, click on the top right where it says, “Sign up”. Then “Create and Account” as a New User, and Sign In.

***SAVE YOUR ACCOUNT LOGIN INFORMATION!**





CPR Tampa
BLS - ACLS - PALS
Register Online or Call 727-240-9404

American Heart Association
Training Site
Tarpon Springs Location



Step #2

After you have logged in, this is what should appear on the screen. This will bring up all the courses offered in eLearning. Scroll Down and locate the course that says “**ACLS Precourse Assessment**” and hit **LAUNCH THIS COURSE**. (*NOTE: **Do Not** select “**ACLS Precourse Assessment and Precourse Work**”)

IMPORTANT! If you are being prompted to watch videos you are in the WRONG pre-course assessment course.

(Course code is KJ-1921)

Home / Courses

Course Catalog

Filter Clear All

☐ CE Credit Course

☒ All courses

☒ Basic Life Support (BLS)

☒ Advanced Cardiovascular Life Support (ACLS)

☒ Instructor Updates

☒ Pediatric Advanced Life Support (PALS)

☒ Healthcare Professional

☒ CPR & AED for Non-Healthcare Professionals

☒ Heartsaver

☒ First Aid

Search course name

112 Results Found

2020 ACLS Precourse Self-Assessment
Free course

2020 ACLS Precourse Self-Assessment and Precourse Work
Not Started

2020 PALS Precourse Self-Assessment
Free course

2020 PALS Precourse Self-Assessment and Precourse Work
Free course

2025 ACLS Instructor Update

2025 ACLS Instructor Update
Free course



Step #3

After you launch the course, this is the screen you will see next. Click **START** to begin the assessment. Please note, you can save and return to complete the pre-course assessment at any time. You do NOT have to complete this in one session. You must save your login information to access your course again.

The screenshot shows the American Heart Association eLearning interface. At the top, there's a navigation bar with 'Courses', 'About eLearning', 'Support', and 'Get Involved'. Below this is a breadcrumb trail: 'Home / My Courses / ACLS Precourse Self-Assessment'. The main heading is 'ACLS Precourse Self-Assessment'. To the left is a laptop icon displaying 'ACLS'. To the right, it says 'Self' and 'Expiration Date: November 12th 2027'. A paragraph describes the assessment as an online tool to evaluate knowledge before the course. Below this is a blue alert box: 'Attention: Please read the course description completely before starting the course.' The 'Course Description' section welcomes the user and lists things to know: all students must complete the assessment and achieve at least 70% before taking the course, and students must print their scoring report and bring it to class. A 'Resources' sidebar on the right lists: 'Intraosseous Access', 'Coping with Death', 'ACLS Supplementary Materi...', and 'ACLS Precourse Preparatio...'. At the bottom, it says 'Select the START button below to begin.'



CPR Tampa
BLS - ACLS - PALS
Register Online or Call 727-240-9404

American Heart Association
Training Site
Tarpon Springs Location



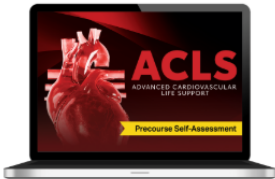
Step #4

After you have completed the pretest, **you must print this page** with your score.

Click the "Exit Exercise" button at the upper right part of the page.

Under the Action section, you can click the link to print your completion certificate.

[Home](#) / [My Courses](#) / [ACLS Precourse Self-Assessment](#)




ACLS Precourse Self-Assessment

Self ⚠️ Expiration Date : November 12th 2027





The Advanced Cardiovascular Life Support (ACLS) Precourse Self-Assessment is an online tool that evaluates a student's knowledge before the course to determine their proficiency and identify any need for additional review and practice in 3 sections: rhythm recognition, pharmacology, and practical application.

[▶ Review](#) [Re-enroll](#)

Action

 Download
[Completion Certificate](#)

Resources

-  [Intraosseous Access](#)
-  [Coping with Death](#)
-  [ACLS Supplementary Materi...](#)
-  [ACLS Precourse Preparatio...](#)



CPR Tampa
BLS - ACLS - PALS
Register Online or Call 727-240-9404

American Heart Association
Training Site
Tarpon Springs Location



Step #5

Bring **both** the Precourse Self-Assessment Result sheet above and your completion certificate shown here with you to class.



YOU MUST have your Precourse Self-Assessment to get your eCard.

If you do not have a printer, you can do one of the following:

- 1) Take a picture of both documents with your smart phone and bring them to class.
- 2) Email the documents to our office.

If you have questions before the course, please feel free to call us at **727-240-9404**.

You can also email us anytime at info@CPRTampaFL.com.

We look forward to providing you with a fun and stress-free ACLS course!